

Contingency Planning

Julian Sparrey MIAgrE

- Development and supply of on farm culling equipment
- Provision of on farm culling operations
- Contingency planning for notifiable disease outbreak operations

Contingency Planning

Having a plan

- will make working with APHA easier
- will speed up the C&D time
- will reduce costs
- will reduce stress

The image shows a collection of documents related to farm disease contingency planning. The main document is a 'FARM DISEASE OUTBREAK CONTINGENCY PLAN' for 'HOLDSTOCK FARM', created on 14/05/15. It includes a section for 'Official Sensitive: Disease Report Form - Veterinary Inquiry' and a map of the farm. A blue pen is resting on the document. Other documents visible include 'Livetec Systems Ltd' branding and 'Official Sensitive: Disease Report Form - Veterinary Inquiry' forms.

Contingency Plan Workbook

- Farm Information and key contacts
- Information on APHA & the law
- Maps & Site Plans
- Biosecurity & Entry C&D
- Litter Disposal
- Cleansing
- Disinfection
- Restocking

Farm Information

- Key Contacts on farm and Owners
- Location
- Visitors & family
- Regular Contractors/Deliveries

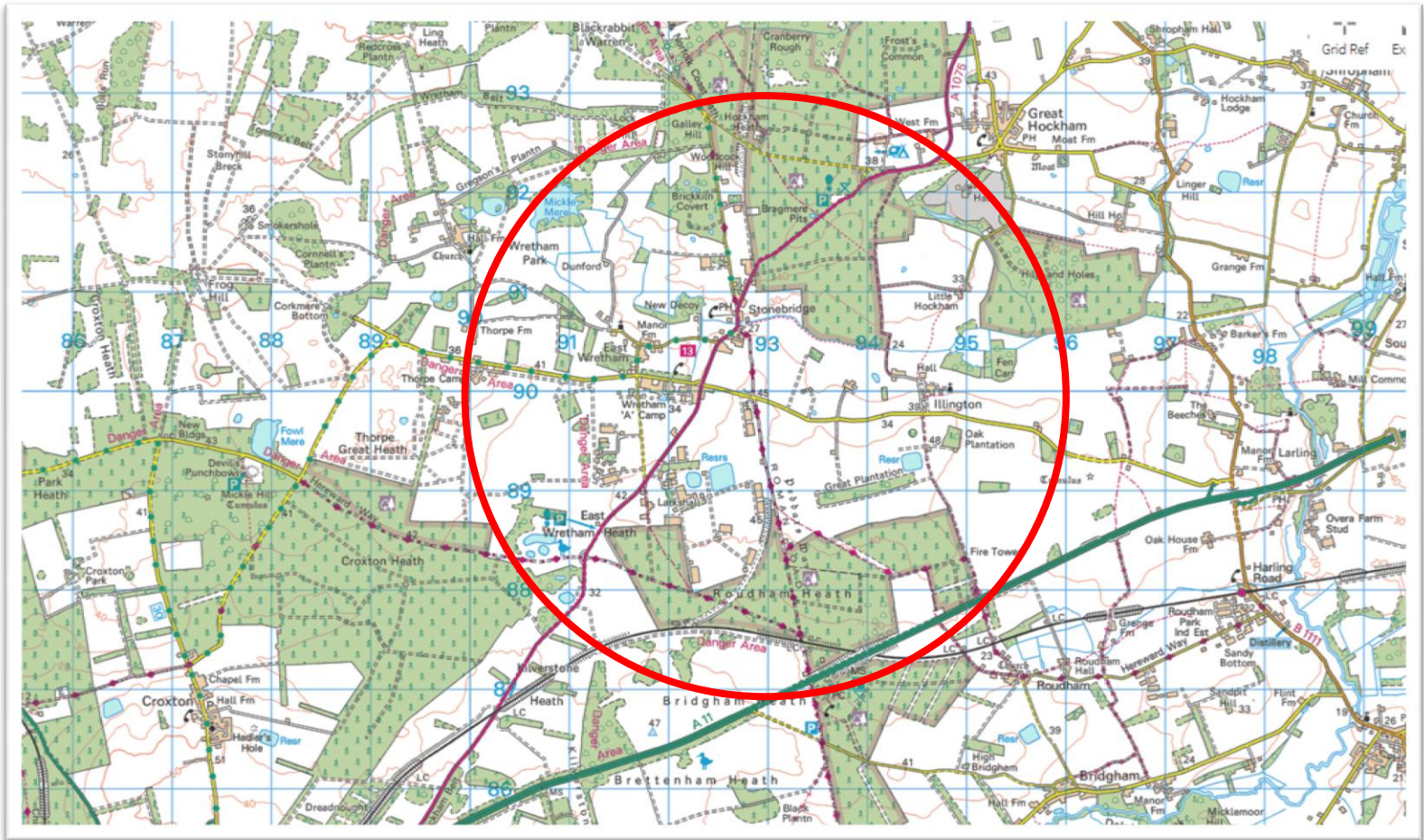
Who has been to the farm for the past 3 weeks?

Where did they come from, where did they go and where are they now?

Where did they go on farm?

Maps and Plans

OS 1:50 000

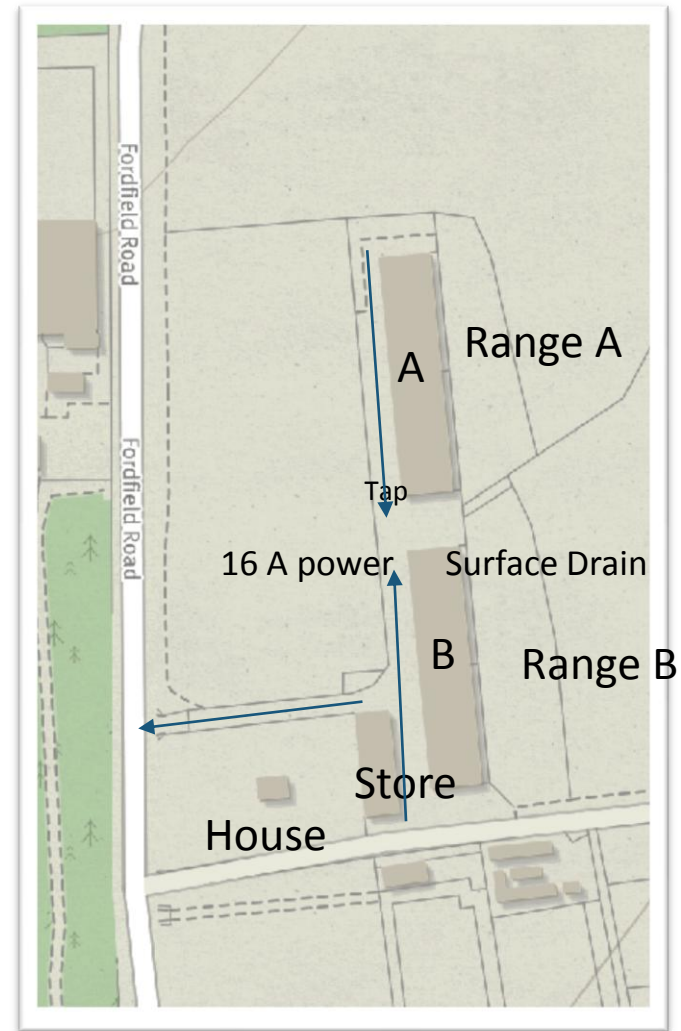


Farm & Site Plan

www.ordnancesurvey.co.uk/osmaps/.

Include:

- Utilities
- Facilities – toilets, showers
- Footpaths
- Fences, hedges, gates
- Building types – esp. houses
- Other livestock areas
- Drains - surface water and foul
- Surface water runs
- Lagoons

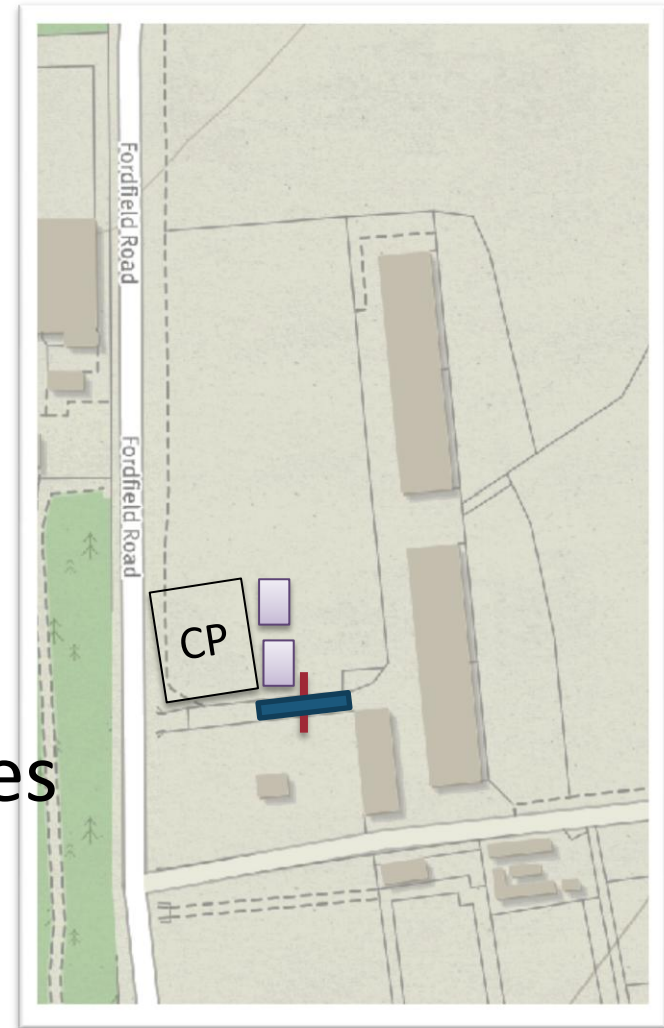


Propose a solution to the Case Officer



Propose a solution to the Case Officer

- Entry gate 12 m off road
- Car Park - outside
- Site Office
- Toilets & Mess Room
- C&D Station – contained
- Temporary fences and gates



Culling Operation



Following Culling

- APHA carry out preliminary cleansing and disinfection
- Plant and machinery used by APHA is demobilised
- APHA will serve a “Notice Requiring Cleansing and Disinfection”



**Six months imprisonment
And/or £5000 fine**

First Job: Complete APHA C&D plan

Notice of Required Cleansing and Disinfection – Schedule of Work (EXD158(AI))

Requires detailed procedures for:

- Litter/manure removal and disposal route
- Cleaning, washing and disinfection of each shed, other buildings and external areas
- Type of cleanser and disinfectant to be used
- Wash-water handling & disposal
- **DATE FOR COMPLETION**

What is Final Cleansing & Disinfection

(a) manure and used bedding must be treated in accordance with Part 3 of this Schedule; and

(b) all surfaces must be subjected to the following process

Remove
Litter

Brush

Foam

Wash

Rinse

Disinfect

Repeat

disinfectant must be applied;

(iv) after seven days, they must again be treated with a degreasing agent, rinsed with water, sprayed with disinfectant and rinsed again with water.

First Job: Complete APHA C&D plan

- Your responsibility to draw up the plan
- Your responsibility to pay for it
- Pressure from industry to complete quickly
- Daily oversight and compliance checks from APHA

Veterinary Inspector (VI) of the Department must be satisfied that the C&D has been carried out in accordance with the requirements of the Notice Requiring C&D.

Preparing the Site



Site facilities may need to be brought in

- Changing rooms, showers toilets
- Equipment store and plant

- All personnel, equipment and plant must be licenced onto site
- Worker health risk – exposure to virus – antivirals to be offered?
- Before licencing off site, all equipment is required to have certificate of cleansing and disinfection

Litter treatment

On Farm

Stack to
heat for 42
days

Off Farm

Incineration

Stack to
heat for 42
days

Rendering

Litter Disposal

Before you make a decision

- Estimate maximum weight which maybe on site?
- What volume will it take up?
- What area is needed to store it?



Litter Disposal

Can you
store it
on site?



- Find a site close by
- How many trailers to shift it?
- Can you get there without going on a public road?
- Can you comply with transport of Hazardous goods rules?

APHA must directly supervise transport



Litter, Manure, Bedding

- Cover to protect from birds and vermin
- Control run off
- You should not site field heaps:
 - over field drains
 - within 10m of a watercourse
 - within 50m of any spring, well or borehole



- avoid areas subject to surface water flooding
- where they would cause odour problems for nearby residents.

Discuss options with Local EA

Washwater & Wastewater

- Collected securely on site
- May need temporary collection & storage
- Possible to spread on land
 - Requires Veterinary risk assessment
 - Requires EA approval/licence
- Alternative, to dispose at approved water treatment facility
- Final option – liquid incineration facility

Inside, Outside, Store rooms.



Final C&D



Final C&D



Pay particular attention to ridge vents



They will probably need completely dismantling

Final C&D – Slats & Matts



Final C&D – Feed Systems



Stripped, soaked, cleaned and rebuilt



Final C&D



Range C&D

Based on risk Assessment
Fallow for minimum 56 days
MAY disinfect surfaces
within 10 m of pop holes



- ✓ Sandy, well drained
- ✓ Dry Surface
- ✓ Sunlight
- ✓ Warm

- ❖ Heavy poorly drained
- ❖ Standing water
- ❖ Cold
- ❖ Overcast
- ❖ Ponds & Drains

Restocking

- 21 days after final cleansing and disinfection
- AND with approval of Veterinary Officer
- Restocking at near maximal density
 - Birds must access all areas
- Monitored by APHA for further 21 days
- You must have confidence C&D has been carried out to eliminate all virus

Summary

- **Make a plan**
- Think about access to site during restrictions
 - Boundary security
 - Places to park, unload, vehicle C&D.
 - Site facilities outside restricted area
- As a minimum
 - Potential sites for manure
 - Contingency for wash water
- Can delay C&D start by weeks
- PHWB & APHA working on more consistent cleansing & disinfection guidance

Thank you